


Durabilt Industries, LLC

HC-3000 SERIES RAKE Parts Breakdown



DURABILT INDUSTRIES, LLC - 1810 AIRPORT ROAD
POCAHONTAS ARKANSAS 72455



RAKE WHEEL AND ARM PARTS PAGE 8

SPRING TOWER PARTS PAGE 4


PIVOT PARTS PAGE 6

HUB & SPINDLE PARTS
8 THRU 20

HYDRAULIC PARTS PAGES 10 AND 12

| POSITION | PART NUMBER | DESCRIPTION | QTY |
|----------|-------------|-------------------------------------|-----|
| 1 | 407270 | CLEVIS | 1 |
| 2 | 220052 | CLEVIS BOLT | 2 |
| 3 | 220175 | CLEVIS LOCK WASHER | 2 |
| 4 | 220074 | CLEVIS NUT | 2 |
| 5 | 300503 | JACK 10" SIDE CRANK | 1 |
| 6 | 300617 | HOSE HOLE GROMMET | 2 |
| 7 | 600001 | CART 8 WHEEL, 10 WHEEL | 1 |
| | 600000 | CART 12 WHEEL | 1 |
| 8 | 600022 | SPINDLE FOR STANDARD TIRE 195/65/15 | 2 |
| | 600104 | SPINDLE FOR OPTIONAL TIRE 26/12/12 | 2 |
| 9 | 220006 | SPINDLE RETAINING BOLT | 2 |
| 10 | 220093 | SPINDLE RETAINING NYLON LOCK NUT | 2 |
| 11 | 300148 | HUB ASSEMBLY COMPLETE | 2 |
| 12 | 300107 | GREASE SEAL | 2 |
| 13 | 300599 | INNER BEARING | 2 |
| 14 | 300332 | INNER BEARING RACE | 2 |
| 15 | 300398 | OUTER BEARING | 2 |
| 16 | 300426 | OUTER BEARING RACE | 2 |
| 17 | 300585 | SPINDLE NUT, WASHER, COTTER PIN KIT | 2 |

| POSITION | PART NUMBER | DESCRIPTION | QTY |
|----------|-------------|----------------------------|-----|
| 18 | 300453 | DUST CAP | 2 |
| 19 | 300341 | WHEEL STUD | 10 |
| 20 | 220085 | LUG NUT | 2 |
| 21 | 260031 | DURABILT DURARAKE DECAL RH | 1 |
| | 260032 | DURABILT DURARAKE DECAL LH | 1 |
| 22 | 260033 | HC-3108 DECAL | 2 |
| | 260034 | HC-3110 DECAL | 2 |
| | 260035 | HC-3112 DECAL | 2 |
| 23 | 300581 | TIRE AND WHEEL 195/65/R15 | 2 |
| 24 | 260024 | MADE IN USA LABEL | 1 |



WING ADJUSTER LEVER PARTS
21 THRU 27

SPRING ADJUSTER PARTS
8 THRU 11

| POSITION | PART NUMBER | DESCRIPTION | QTY |
|----------|-------------|--|-----|
| 1 | 600106 | SPRING TOWER ASSEMBLY RH | 1 |
| | 600105 | SPRING TOWER ASSEMBLY LH | 1 |
| 2 | 260043 | CAUTION: STAY CLEAR WHEN OPERATING DECAL | 2 |
| 3 | 260011 | GREASE DAILY DECAL | |
| 4 | 600024 | OUTER ADJUSTER TUBE PIN | 2 |
| 5 | 600025 | RETAINER – OUTER ADJUSTER TUBE PIN | 2 |
| 6 | 220106 | ROLL PIN – OUTER ADJUSTER TUBE PIN | 2 |
| 7 | 300385 | GREASE FITTING | 2 |
| 8 | 600039 | SPRING ADJUSTER BRACKET (8 & 10 WHEEL) | 2 |
| | 600107 | SPRING ADJUSTER BRACKET (12 WHEEL) | 2 |
| 9 | 220222 | SPRING ADJUSTER BRACKET SLIDE BOLT | 2 |
| 10 | 220154 | SPRING ADJUSTER BRACKET WASHER | 4 |
| 11 | 220093 | SPRING ADJUSTER BRACKET NUT | 2 |
| 12 | 220045 | SPRING ADJUSTER BOLT | 2 |
| 13 | 220227 | SPRING ADJUSTER BOLT WASHER | 2 |
| 14 | 600027 | ADJUSTER TUBE UP STOP | 2 |
| 15 | 200009 | ADJUSTER TUBE UP STOP BOLT | 4 |
| 16 | 220093 | ADJUSTER TUBE UP STOP NUT | 4 |
| 17 | 300337 | WING SUPPORT SPRING | 4 |
| 18 | 300627 | SLIDE TUBE ADJUSTER PIN (RED) | 2 |
| | 300630 | SLIDE TUBE ADJUSTER PIN (BLACK) | 2 |


| POSITION | PART NUMBER | DESCRIPTION | QTY |
|----------|-------------|--|-----|
| 19 | 600030 | ADJUSTER TUBE (OUTER) | 2 |
| 20 | 600055 | ADJUSTER SLIDE TUBE (INNER) | 2 |
| 21 | 600051 | SLIDE TUBE ADJUSTER HANDLE | 2 |
| 22 | 220093 | SLIDE TUBE ADJUSTER HANDLE ATTACHMENT NUT | 4 |
| 23 | 220154 | SLIDE TUBE ADJUSTER HANDLE ATTACHMENT WASHER | 4 |
| 24 | 300004 | SLIDE TUBE ADJUSTER HANDLE GRIP RH | 1 |
| 25 | 300005 | SLIDE TUBE ADJUSTER HANDLE GRIP LH | 1 |
| 26 | 600052 | SLIDE TUBE ADJUSTER HANDLE LINK | 2 |
| 27 | 220054 | SLIDE TUBE ADJUSTER HANDLE TO LINK BOLT | 2 |
| 28 | 220099 | SLIDE TUBE ADJUSTER HANDLE TO LINK NUT | 2 |
| 29 | 220161 | SLIDE TUBE ADJUSTER HANDLE TO LINK WASHER | 4 |
| 30 | 600072 | WING PIVOT PIN | 2 |
| 31 | 600025 | RETAINER – WING PIVOT PIN | 2 |
| 32 | 220106 | ROLL PIN - WING PIVOT PIN RETAINER | 2 |
| 33 | 300385 | GREASE FITTING | 2 |
| 34 | 300629 | RAKE WHEEL ANGLE ADJUSTMENT PIN (RED) | 2 |
| | 300619 | RAKE WHEEL ANGLE ADJUSTMENT PIN (BLACK) | 2 |



| POSITION | PART NUMBER | DESCRIPTION | QTY |
|----------|-------------|----------------------------|-----|
| 1 | 300627 | TRANSPORT LOCK PIN (RED) | 2 |
| | 300630 | TRANSPORT LOCK PIN (BLACK) | 2 |
| 2 | 220044 | PIVOT PIPE LOCK BOLT | 2 |
| 3 | 220098 | PIVOT PIPE LOCK NUT | 2 |
| 4 | 600020 | PIVOT PIPE LOCK | 2 |
| 5 | 600108 | PIVOT PIPE ASSEMBLY RH | 1 |
| | 600006 | PIVOT PIPE ASSEMBLY LH | 1 |
| 6 | 300385 | GREASE FITTING | 2 |
| 7 | 260011 | GREASE DAILY DECAL | 2 |
| 8 | 220046 | PIVOT MOUNT BOLT | 8 |
| 9 | 220227 | PIVOT MOUNT WASHER | 16 |
| 10 | 220098 | PIVOT MOUNT NUT | 8 |

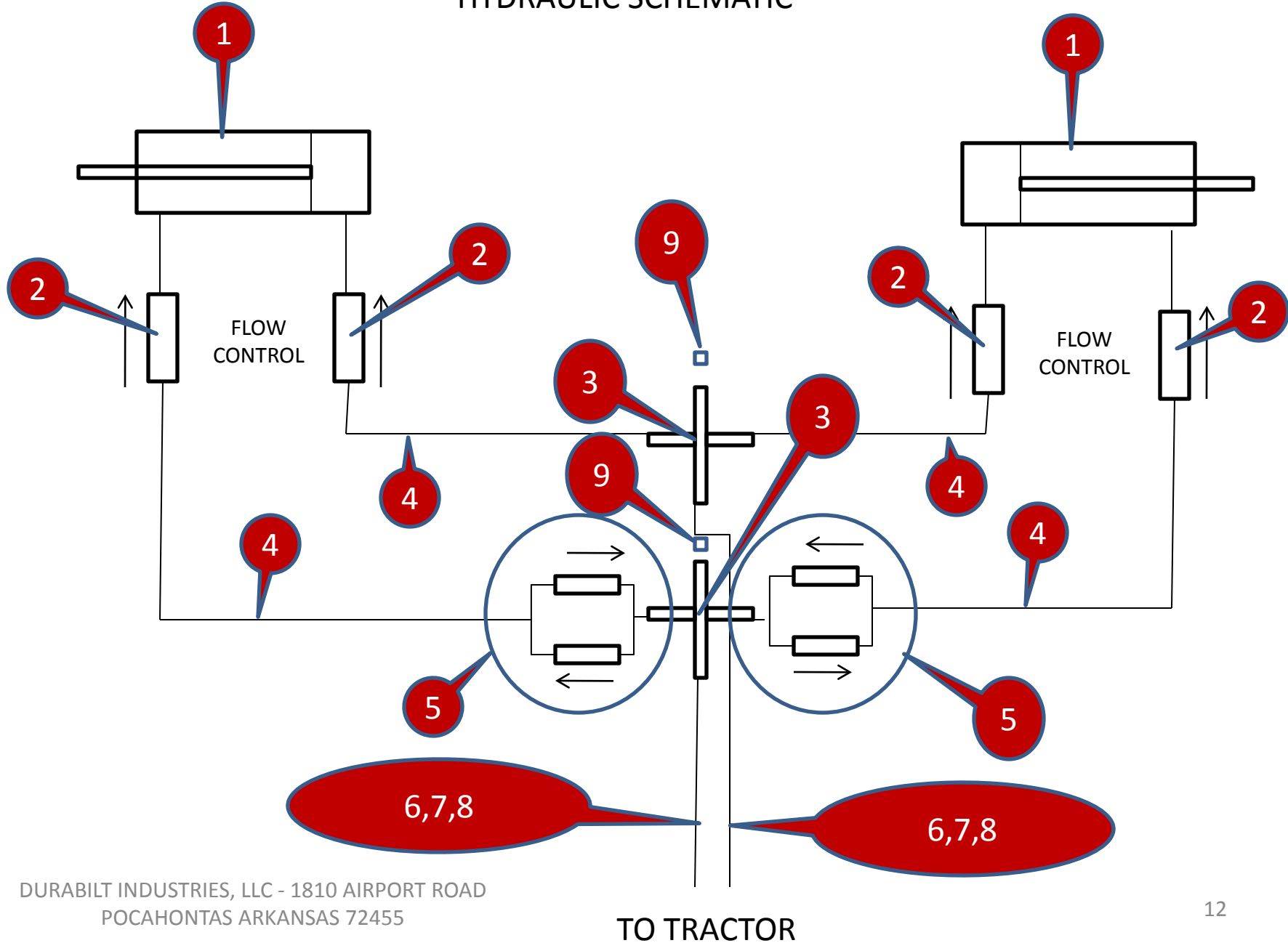


| POSITION | PART NUMBER | DESCRIPTION | QTY |
|----------|-------------|--|-----|
| 1 | 300542 | PLASTIC CAP 3" X 3" SQUARE | 6 |
| 2 | 260011 | GREASE DAILY DECAL | 6 |
| 3 | 300621 | SINGLE WHEEL ARM PIN | 2 |
| 4 | 600081 | SINGLE WHEEL ARM ASSEMBLY RH (10 WHEEL RAKE ONLY) | 1 |
| | 600080 | SINGLE WHEEL ARM ASSEMBLY LH (10 WHEEL RAKE ONLY) | 1 |
| 5 | 220258 | SINGLE RAKE WHEEL ARM SPRING EYE BOLT (10 WHEEL ONLY) | 2 |
| 6 | 220072 | SINGLE RAKE WHEEL ARM SPRING EYE BOLT NUT (10 WHEEL ONLY) | 4 |
| 7 | 220227 | SINGLE RAKE WHEEL ARM SPRING EYE BOLT WASHER (10 WHEEL ONLY) | 4 |
| 8 | 300580 | SINGLE RAKE WHEEL ARM SPRING (10 WHEEL ONLY) | 2 |
| 9 | 300541 | SINGLE RAKE WHEEL ARM CAP | 2 |
| 10 | 600109 | DOUBLE RAKE WHEEL ARM ASSEMBLY RH | 2 |
| | 600110 | DOUBLE RAKE WHEEL ARM ASSEMBLY LH | 2 |
| 11 | 600085 | RAKE MAIN ARM 8 WHEEL RH | 1 |
| | 600086 | RAKE MAIN ARM 8 WHEEL LH | 1 |
| | 600064 | RAKE MAIN ARM 10 WHEEL RH | 1 |
| | 600071 | RAKE MAIN ARM 10 WHEEL LH | 1 |
| | 600087 | RAKE MAIN ARM 12 WHEEL RH | 1 |
| | 600088 | RAKE MAIN ARM 12 WHEEL LH | 1 |



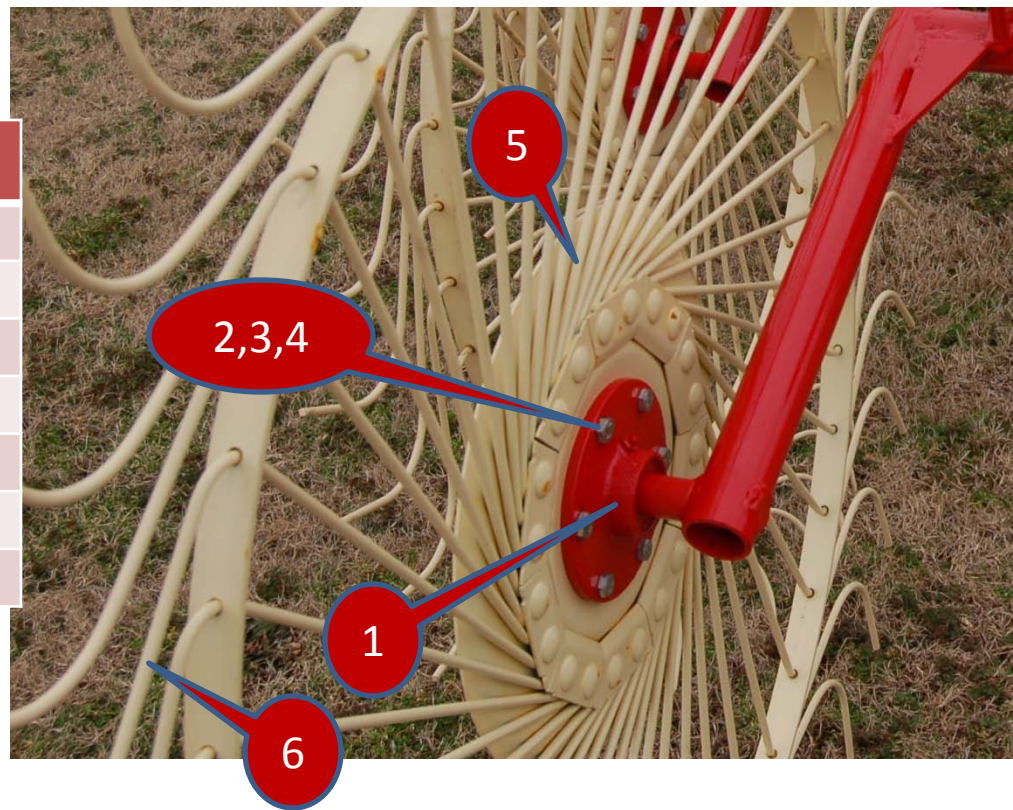
| POSITION | PART NUMBER | DESCRIPTION | QTY |
|----------|-------------|--|-----|
| 1 | 250074 | HYDRAULIC HOSE ¼" X 36" | 4 |
| 2 | 250099 | HYDRAULIC CYLINDER 3" X 10" | 2 |
| 3 | 300537 | HYDRAULIC CYLINDER PIN | 4 |
| 4 | 300634 | HYDRAULIC CYLINDER PIN RETAINER | 8 |
| 5 | 250095 | ADAPTER ½" NPT MALE TO 3/8" JIC MALE | 8 |
| 6 | 250094 | ELBOW 3/8" NPT MALE TO 3/8" JIC FEMALE SWIVEL | 4 |
| 7 | 250081 | BUSHING ½" NPT MALE TO 3/8" NPT FEMALE | 4 |
| 8 | 250093 | FLOW CONTROL VALVE | 4 |
| 9 | 300617 | HOSE HOLE GROMMET | 2 |
| | 300633 | BEADING MATERIAL LARGE FRAME OPENING AT CHECK VALVES | 18" |


HYDRAULIC SCHEMATIC



| POSITION | PART NUMBER | DESCRIPTION | QTY |
|----------|-------------|---|-----|
| 1 | 250099 | HYDRAULIC CYLINDER 3" X 10" | 2 |
| 2 | 250093 | FLOW CONTROL VALVE | 4 |
| 3 | 250070 | 3/8" JIC MALE CROSS | 2 |
| 4 | 250074 | HYDRAULIC HOSE 1/4" X 36" | 4 |
| 5 | 250100 | CHECK VALVE ASSEMBLY | 2 |
| 6 | 250096 | HYDRAULIC HOSE 1/4" X 150" (8 AND 10 WHEEL RAKES) | 2 |
| | 250098 | HYDRAULIC HOSE 1/4" X 186" (12 WHEEL RAKE) | 2 |
| 7 | 250095 | ADAPTER 3/8" JIC MALE TO 1/2" NPT MALE | 2 |
| 8 | 250007 | HYDRAULIC CONNECTOR MALE (PIONEER) | 2 |
| 9 | 250077 | CAP 3/8" JIC | 2 |

| POSITION | PART NUMBER | DESCRIPTION | QTY |
|----------|-------------|-----------------------------------|-----|
| 1 | 300145 | RAKE WHEEL HUB COMPLETE | |
| 2 | 220056 | RAKE WHEEL ATTACHMENT BOLT | 6 |
| 3 | 220165 | RAKE WHEEL ATTACHMENT LOCK WASHER | 6 |
| 4 | 220089 | RAKE WHEEL ATTACHMENT NUT | 6 |
| 5 | 300213 | RAKE WHEEL COMPLETE RH | |
| | 300166 | RAKE WHEEL COMPLETE LH | |
| 6 | 300492 | RAKE WHEEL TINE | |





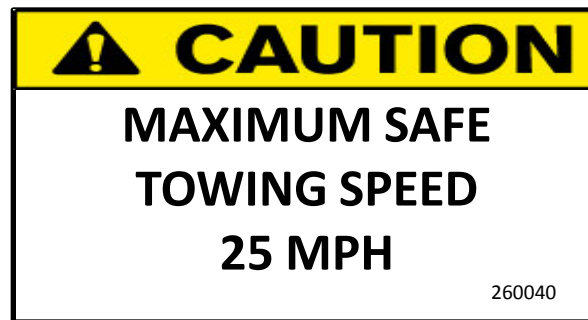
| POSITION | PART NUMBER | DESCRIPTION | QTY |
|----------|-------------|---|-----|
| 1 | 300542 | PLASTIC CAP 3" SQUARE | 6 |
| 2 | 300216 | TRANSPORT STOP PAD | 2 |
| 3 | 220032 | TRANSPORT STOP PAD RETAINING BOLT | 4 |
| 4 | 220158 | TRANSPORT STOP PAD WASHER | 4 |
| 5 | 300618 | RUBBER GROMMET (KICKER WHEEL HOSE HOLE) | 2 |
| 6 | 300617 | RUBBEE GROMMET (CYLINDER HOSE HOLE) | 2 |

(located on top of pivot pipe at transport lock hole)



260039

(located on top of tongue at hitch clevis)



260040

(located on top of tongue at hitch clevis)



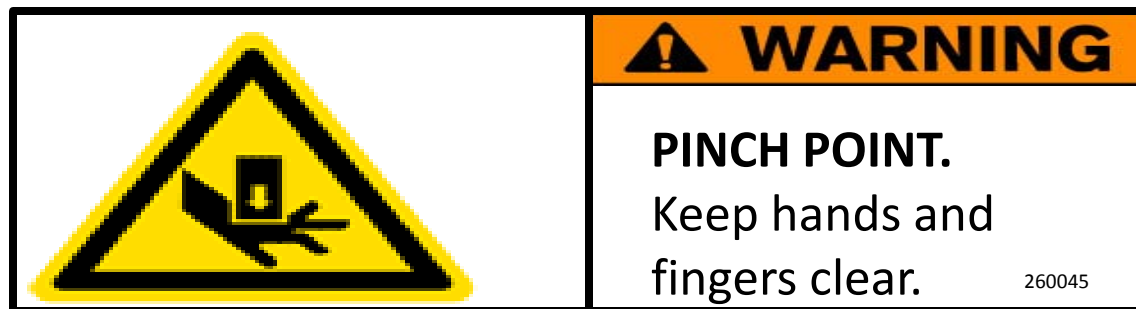
260041

(located on top of pivot pipe at transport lock hole)



260042

(located on top of frame in front of hydraulic cylinders)



260045

(Top of tongue just below hose hole)

CAUTION

1. Read and understand the operator's manual.
2. Stop the tractor engine before leaving the operator's platform.
3. Keep riders off the machine.
4. Make certain everyone is clear of machine before starting the tractor engine and operating.
5. Keep all shields in place.
6. Never lubricate, adjust or service the machine with tractor engine running.
7. Wait for all movement to stop before servicing.
8. Keep hands, feet and clothing away from moving parts.
9. Use flashing warning lights when operating on highways except when prohibited by law.

260002

260002

(Front of spring tower right side up when rake is in working position)

CAUTION

STAY CLEAR WHEN OPERATING.

Read and understand instruction manual before operating.

260044

260044

**STAY CLEAR OF MACHINE
WHILE FOLDING AND WHILE
IN OPERATION**

260019

260019

(Front of wing adjuster tube left side of pin hole and
Underside of wing on triangle plate right side up when
folded in transport position)

RAKING WIDTH (WINDROW WIDTH) 12 WHEEL
WILL VARY DEPENDING ON CROP CONDITIONS

| PIN POSITIONS | 1 | 2 | 3 | 4 |
|-----------------|--------------|--------------|--------------|--------------|
| (LIGHT CROP) A | 23'3" (3') | 23'6" (3'3") | 23'9" (3'6") | 24' (3'9") |
| B | 22'9" (3'6") | 23' (3'9") | 23'3" (4') | 23'6" (4'3") |
| (NORMAL CROP) C | 22'3" (4') | 22'9" (4'3") | 22'9" (4'6") | 23' (4'9") |
| D | 21'9" (4'6") | 22' (4'9") | 22'3" (5') | 22'6" (5'3") |
| (HEAVY CROP) E | 21'3" (5') | 21'6" (5'3") | 21'9" (5'6") | 22' (5'9") |

RAKE WHEEL ANGLE ADJUSTMENT HOLES

WARNING
FOR SINGLE SIDE RAKING
USE ONLY HOLE #1

SLIDE TUBE LENGTH ADJUSTMENT HOLES

260030

260030

RAKING WIDTH (WINDROW WIDTH) 10 WHEEL
WILL VARY DEPENDING ON CROP CONDITIONS

| PIN POSITIONS | 1 | 2 | 3 | 4 |
|-----------------|--------------|--------------|--------------|--------------|
| (LIGHT CROP) A | 20'3" (3') | 20'6" (3'3") | 20'9" (3'6") | 21' (3'9") |
| B | 19'9" (3'6") | 20' (3'9") | 20'3" (4') | 20'6" (4'3") |
| (NORMAL CROP) C | 19'3" (4') | 19'6" (4'3") | 19'9" (4'6") | 20' (4'9") |
| D | 18'9" (4'6") | 19' (4'9") | 19'3" (5') | 19'6" (5'3") |
| (HEAVY CROP) E | 18'3" (5') | 18'6" (5'3") | 18'9" (5'6") | 19' (5'9") |

RAKE WHEEL ANGLE ADJUSTMENT HOLES

WARNING
FOR SINGLE SIDE RAKING
USE ONLY HOLE #1

SLIDE TUBE LENGTH ADJUSTMENT HOLES

260028

260028

RAKING WIDTH (WINDROW WIDTH) 8 WHEEL
WILL VARY DEPENDING ON CROP CONDITIONS

| PIN POSITIONS | 1 | 2 | 3 | 4 |
|-----------------|--------------|--------------|--------------|--------------|
| (LIGHT CROP) A | 17'3" (3') | 17'6" (3'3") | 17'9" (3'6") | 18' (3'9") |
| B | 16'9" (3'6") | 17' (3'9") | 17'3" (4') | 17'6" (4'3") |
| (NORMAL CROP) C | 16'3" (4') | 16'6" (4'3") | 16'9" (4'6") | 17' (4'9") |
| D | 15'9" (4'6") | 16' (4'9") | 16'3" (5') | 16'6" (5'3") |
| (HEAVY CROP) E | 15'3" (5') | 15'6" (5'3") | 15'9" (5'6") | 16' (5'9") |

RAKE WHEEL ANGLE ADJUSTMENT HOLES

WARNING
FOR SINGLE SIDE RAKING
USE ONLY HOLE #1

SLIDE TUBE LENGTH ADJUSTMENT HOLES

260026

260026

RAKING WIDTH (WINDROW WIDTH) 12 WHEEL
WILL VARY DEPENDING ON CROP CONDITIONS

| PIN POSITIONS | 1 | 2 | 3 | 4 |
|-----------------|--------------|--------------|--------------|--------------|
| (LIGHT CROP) A | 23'3" (3') | 23'6" (3'3") | 23'9" (3'6") | 24' (3'9") |
| B | 22'9" (3'6") | 23' (3'9") | 23'3" (4') | 23'6" (4'3") |
| (NORMAL CROP) C | 22'3" (4') | 22'9" (4'3") | 22'9" (4'6") | 23' (4'9") |
| D | 21'9" (4'6") | 22' (4'9") | 22'3" (5') | 22'6" (5'3") |
| (HEAVY CROP) E | 21'3" (5') | 21'6" (5'3") | 21'9" (5'6") | 22' (5'9") |

RAKE WHEEL ANGLE ADJUSTMENT HOLES

WARNING
FOR SINGLE SIDE RAKING
USE ONLY HOLE #1

SLIDE TUBE LENGTH ADJUSTMENT HOLES

260029

260029

RAKING WIDTH (WINDROW WIDTH) 10 WHEEL
WILL VARY DEPENDING ON CROP CONDITIONS

| PIN POSITIONS | 1 | 2 | 3 | 4 |
|-----------------|--------------|--------------|--------------|--------------|
| (LIGHT CROP) A | 20'3" (3') | 20'6" (3'3") | 20'9" (3'6") | 21' (3'9") |
| B | 19'9" (3'6") | 20' (3'9") | 20'3" (4') | 20'6" (4'3") |
| (NORMAL CROP) C | 19'3" (4') | 19'6" (4'3") | 19'9" (4'6") | 20' (4'9") |
| D | 18'9" (4'6") | 19' (4'9") | 19'3" (5') | 19'6" (5'3") |
| (HEAVY CROP) E | 18'3" (5') | 18'6" (5'3") | 18'9" (5'6") | 19' (5'9") |

RAKE WHEEL ANGLE ADJUSTMENT HOLES

WARNING
FOR SINGLE SIDE RAKING
USE ONLY HOLE #1

SLIDE TUBE LENGTH ADJUSTMENT HOLES

260027

260027

RAKING WIDTH (WINDROW WIDTH) 8 WHEEL
WILL VARY DEPENDING ON CROP CONDITIONS

| PIN POSITIONS | 1 | 2 | 3 | 4 |
|-----------------|--------------|--------------|--------------|--------------|
| (LIGHT CROP) A | 17'3" (3') | 17'6" (3'3") | 17'9" (3'6") | 18' (3'9") |
| B | 16'9" (3'6") | 17' (3'9") | 17'3" (4') | 17'6" (4'3") |
| (NORMAL CROP) C | 16'3" (4') | 16'6" (4'3") | 16'9" (4'6") | 17' (4'9") |
| D | 15'9" (4'6") | 16' (4'9") | 16'3" (5') | 16'6" (5'3") |
| (HEAVY CROP) E | 15'3" (5') | 15'6" (5'3") | 15'9" (5'6") | 16' (5'9") |

RAKE WHEEL ANGLE ADJUSTMENT HOLES

WARNING
FOR SINGLE SIDE RAKING
USE ONLY HOLE #1

SLIDE TUBE LENGTH ADJUSTMENT HOLES

260025

260025



DURABILT

Durabilt Industries, LLC • Pochontas, AR 72455 • Phone 870-892-4501