


# Durabilt Industries, LLC

## CC2,CC2HL Parts Breakdown





FOR PTO SHAFT, TOP LINK, HYDRAULIC PARTS,  
BOOK CANISTER AND DECALS SEE PAGE 5



| POSITION | PART NUMBER | DESCRIPTION                            | QTY |
|----------|-------------|--|-----|
| 1        | 407200      | MAIN FRAME ASSEMBLY                    | 1   |
| 2        | 407212      | BULKHEAD ASSEMBLY                      | 1   |
| 3        | 250015      | HYDRAULIC CYLINDER 3" X 6"             | 1   |
| 4        | 300559      | TIRE AND WHEEL ASSEMBLY 11L X 15       | 2   |
| 5        | 220086      | LUG NUT                                | 12  |
| 6        | 300041      | HYDRAULIC HOSE CLAMP ASSEMBLY (DOUBLE) | 1   |
| 7        | 300355      | TOP LINK PIN                           | 2   |
| 8        | 300486      | WIRELOCK PIN                           | 2   |
| 9        | 220041      | BOLT 5/8" X 2-1/4"                     | 4   |
| 10       | 220098      | NYLON LOCK NUT 5/8"                    | 4   |
| 11       | 220227      | FLAT WASHER 5/8"                       | 4   |
| 12       | 300377      | JACK SHAFT                             | 1   |
| 13       | 300124      | FLANGE BEARING (4-BOLT)                | 2   |
| 14       | 220006      | BOLT 1/2" X 3"                         | 4   |
| 15       | 220077      | NYLON LOCK NUT 1/2"                    | 4   |
| 16       | 300466      | JACK                                   | 1   |
| 17       | 300227      | HUB ASSEMBLY (INCLUDES 18,19,20,21,5)  | 2   |
| 18       | 300201      | INNER BEARING                          | 2   |
|          | 300401      | INNER BEARING RACE                     | 2   |
| 19       | 300398      | OUTER BEARING                          | 2   |
|          | 300426      | OUTER BEARING RACE                     | 2   |

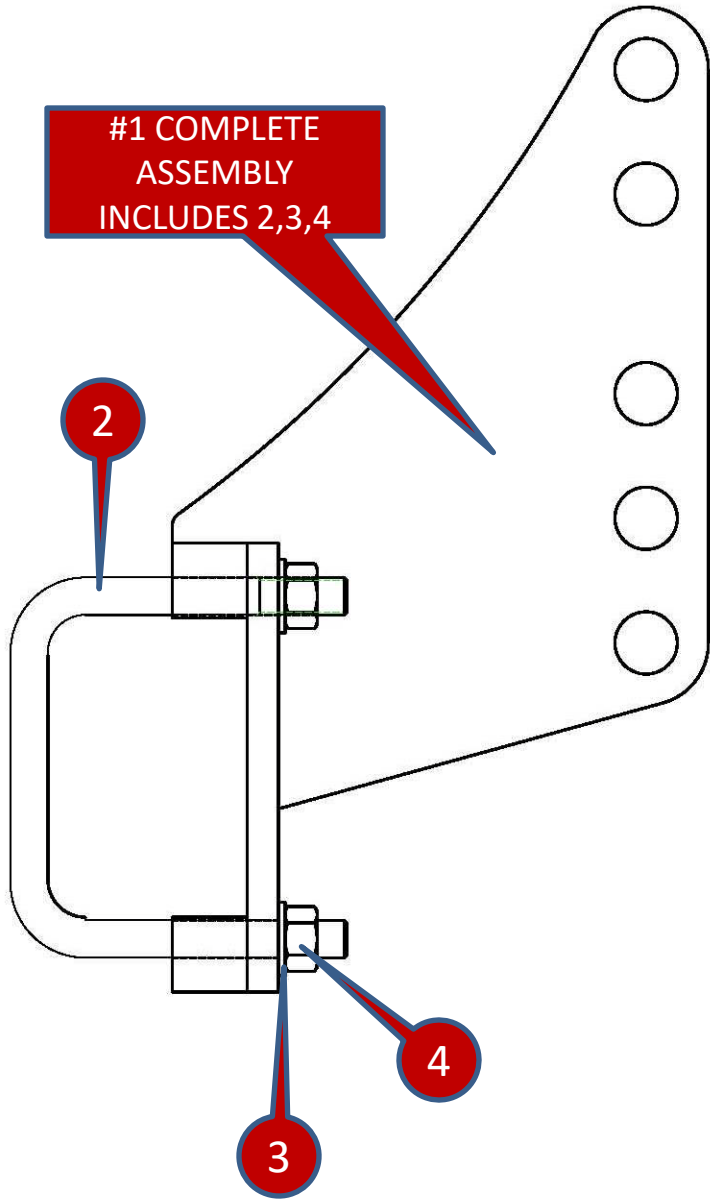
| POSITION | PART NUMBER      | DESCRIPTION  | QTY |
|----------|------------------|--|-----|
| 20       | 300453           | DUST CAP   | 2   |
| 21       | 300137           | GREASE SEAL  | 2   |
| 22       | 300485           | HYDRAULIC CYLINDER PIN 1" X 3"   | 2   |
| 23       | 300577           | WIRELOCK PIN 3/16"   | 2   |
| 24       | 407270<br>300688 | CLEVIS HITCH (welded hitch clevis)<br>CLEVIS HITCH (cast hitch clevis) | 1   |
| 25       | 220052           | BOLT 7/8" X 5" GRADE 8   | 2   |
| 26       | 220074           | NUT 7/8" GRADE 8   | 2   |
| 27       | 220175           | LOCK WASHER 7/8" GRADE 8   | 2   |

# HYDRAULIC LIFT UNIT



| POSITION | PART NUMBER | DESCRIPTION                        | QTY |
|----------|-------------|------------------------------------|-----|
| 1        | 407242      | HYDRAULIC LIFT ASSEMBLY (COMPLETE) | 1   |
| 2        | 300385      | GREASE FITTING                     | 2   |
| 3        | 220041      | BOLT 5/8" X 2-1/4"                 | 4   |
| 4        | 220227      | FLAT WASHER 5/8"                   | 4   |
| 5        | 220098      | NYLON LOCK NUT 5/8"                | 4   |
| 6        | 220053      | BOLT 7/8" X 6" GRADE 8             | 1   |
| 7        | 220160      | FLAT WASHER 7/8"                   | 1   |
| 8        | 220074      | NUT 7/8" GRADE 8                   | 1   |
| 9        | 220175      | LOCK WASHER 7/8"                   | 1   |
| 10       | 407244      | LIFT ARM LOCK PLATE                | 1   |
| 11       | 220001      | BOLT 1/2" X 2-1/2" GRADE 8         | 2   |
| 12       | 220193      | NUT 1/2" GRADE 8                   | 2   |
| 13       | 220154      | FLAT WASHER 1/2"                   | 2   |
| 14       | 220164      | LOCK WASHER 1/2" GRADE 8           | 2   |

# CC2 FIXED MOUNT ASSEMBLY



| POSITION | PART NUMBER | DESCRIPTION              | QTY |
|----------|-------------|--------------------------|-----|
| 1        | 407228      | CC2 FIXED MOUNT ASSEMBLY | 2   |
| 2        | 220132      | U-BOLT ¾" X 6-1/8" X 6"  | 2   |
| 3        | 220069      | NUT ¾"                   | 4   |
| 4        | 220170      | LOCK WASHER              | 4   |

## DECALS

| PART NUMBER | DESCRIPTION                         | QTY |
|-------------|-------------------------------------|-----|
| 260011      | LABEL: GREASE DAILY                 | 2   |
| 260019      | LABEL: STAY CLEAR                   | 2   |
| 260002      | LABEL: CAUTION READ AND UNDERSTAND  | 2   |
| 260004      | LABEL: CUTTER CADDY (BEIGE)         | 2   |
| 260024      | LABEL: MADE IN THE USA              | 2   |
| 260001      | LABEL: 540 RPM                      | 2   |
| 260020      | LABEL: THROWN OBJECTS               | 2   |
| 300374      | BOOK CANISTER                       | 1   |
| 220001      | BOLT ½" X 1-1/2"                    | 2   |
| 220093      | NYLON LOCK NUT ½"                   | 2   |
| 270001      | OPERATORS MANUAL                    | 1   |
| 490004      | OLD DURABILT RED TOUCH-UP SPRAY CAN |     |

## HYDRAULIC PARTS

| PART NUMBER | DESCRIPTION                        | QTY |
|-------------|------------------------------------|-----|
| 250033      | HYDRAULIC HOSE 3/8" X 120"         | 1   |
| 250032      | HYDRAULIC HOSE 3/8" X 96"          | 1   |
| 250022      | HYDRAULIC COUPLER FEMALE (PIONEER) | 2   |
| 250046      | HYDRAULIC CYLINDER BREATHER VENT   | 1   |
| 250040      | ELBOW 90° ½"                       | 1   |
| 250007      | MALE COUPLER (PIONEER)             | 2   |
| 250008      | HYDRAULIC CYLINDER REPAIR KIT      |     |

## PTO SHAFT & TOP LINK

| PART NUMBER | DESCRIPTION   | QTY |
|-------------|---------------|-----|
| 300546      | PTO SHAFT 57" | 1   |
| 407400      | TOP LINK      | 1   |